



**BULLARD  
BOLLARDS**  
Think Bollard Think Bullard



# TOTEM 2

**SC40**  
RATING

ILLUMINATED **SECURITY & SAFETY BOLLARDS**

Fixture Type:

Project Name:



## General Information:

A strong architectural presence with integrated performance, TOTEM 2 supports safer environments through reliable impact resistance and enhanced nighttime visibility. Its illuminated design improves spatial awareness while protecting pedestrian zones.

Custom perforations and finish options allow it to contribute both functionally and visually to the surrounding landscape.

Applications: public spaces, pathways, building perimeters, high-traffic areas

## Fixture Type:

Illuminated Security & Safety Bollard

## Lighting:

LED

## Voltage:

110-277V

## Material:

Stainless Steel

## Driver Position:

Integral

## IP Rating:

IP 65

## Appliance Class:

I

## Lighting Distribution:

360°

## Warranty:

LED lighting products are warranted for 5 years.

## Main Features:

High visual comfort  
Available in a wide range of finishes  
Functional and minimalistic design  
Shock-resistant construction  
Operating Temperature: -104°F to +140°F.



Due to the dynamic nature of lighting products and the associated technologies, luminaire data on all specification sheets is subject to change at the discretion of Gordon Bullard LLC and associated companies.

**THINK BOLLARD - THINK BULLARD**

[sales@gordonbullard.com](mailto:sales@gordonbullard.com) / [www.bullardbollards.com](http://www.bullardbollards.com) / 1-877-964-4646

991 South Gull Lake Dr Richland, MI 49083 USA



**BULLARD  
BOLLARDS**  
Think Bullard Think Bullard

**CODE:  
BB-TTM2-GLC-SC40**

Fixture Type:

Project Name:

#### HOW TO ORDER:

CODE:

#### CODE EXAMPLE:

**BB-TTM2-GLC-SC40-LSB6-K22-DIM-WH-BB**

**BB-TTM2-GLC-  
SC40-LSB6-K22-  
DIM-WH-BB**

**1**

#### DIMENSIONS:

Diameter - Ø: 8" (20.3 cm)  
Overall Height - H: 54.6" (139 cm)

**2**

#### LIGHT SOURCE OUTPUT BOLLARD:

-LSB6 6 W / 396 lm  
-LSB9 9 W / 580 lm  
-LSB10 10 W / 590 lm  
-LSB15 15 W / 880 lm  
-LSB20 20 W / 1280 lm  
-LSBC Custom Lumen packages on request\*

**3**

#### CCT:

-K22 2200K  
-K30 3000K  
-K35 3500K  
-K40 4000K  
-K50 5000K

**4**

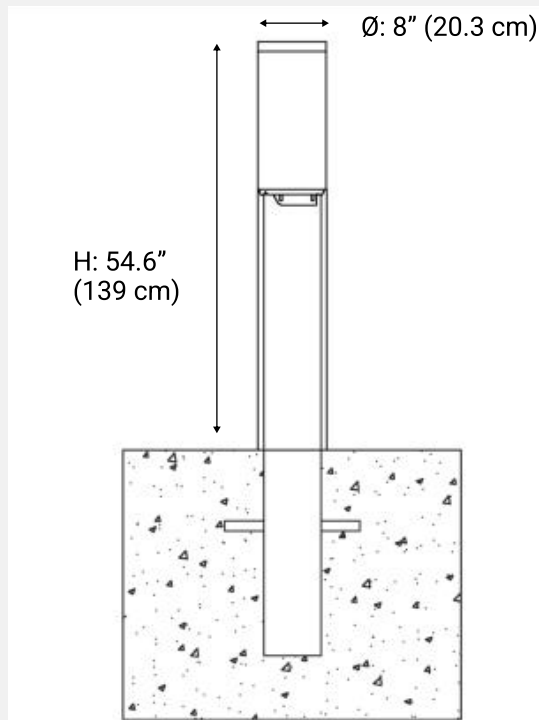
#### DIMMING OPTIONS:

-NON NON-Dimmable  
-DIM 0-10V

**5**

#### FINISH OPTIONS:

-WH White (RAL 9010)  
-BL Black (RAL 9005)  
-BR Bronze (RAL 8004)  
-LG Light Grey (RAL 7047)  
-DK Dark Grey (RAL 7021)  
-BSS Brushed Stainless Steel  
-CUS Custom on request\*



Due to the dynamic nature of lighting products and the associated technologies, luminaire data on all specification sheets is subject to change at the discretion of Gordon Bullard LLC and associated companies.

**THINK BOLLARD - THINK BULLARD**

[sales@gordonbullard.com](mailto:sales@gordonbullard.com) / [www.bullardbollards.com](http://www.bullardbollards.com) / 1-877-964-4646

991 South Gull Lake Dr Richland, MI 49083 USA



**BULLARD  
BOLLARDS**  
Think Bullard Think Bullard

**CODE:  
BB-TTM2-GLC-SC40**

Fixture Type:

Project Name:

HOW TO ORDER:

CODE:

**CODE EXAMPLE:**

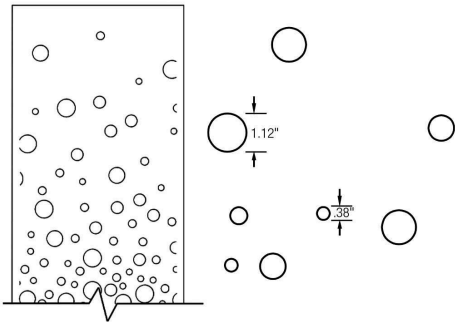
**BB-TTM2-GLC-SC40-LSB6-K22-DIM-WH-BB**

**BB-TTM2-GLC-  
SC40-LSB6-K22-  
DIM-WH-BB**

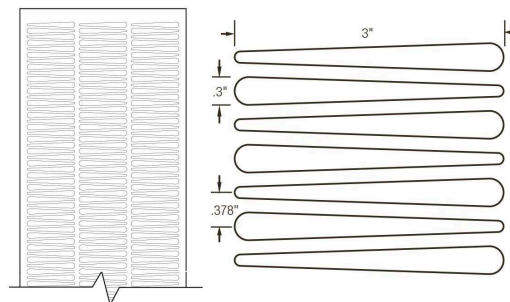
6

**LENS COVER ON REQUEST:**

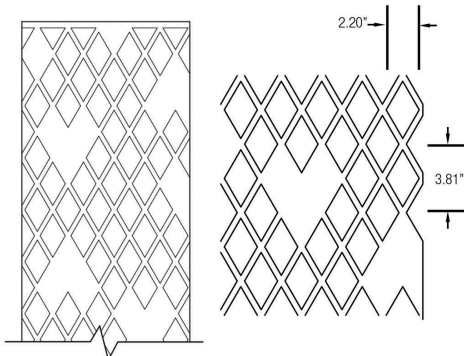
**-BB**



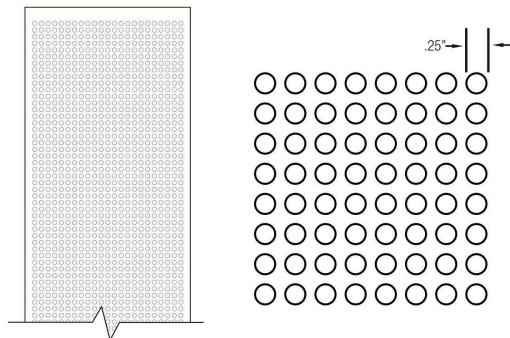
**-ZG**



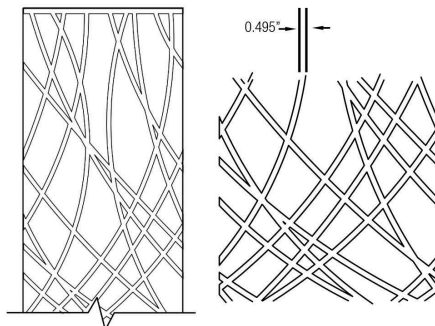
**-RB**



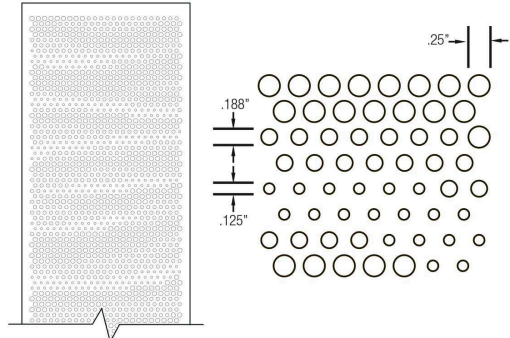
**-LD**



**-GR**



**-BS**



Due to the dynamic nature of lighting products and the associated technologies, luminaire data on all specification sheets is subject to change at the discretion of Gordon Bullard LLC and associated companies.

**THINK BOLLARD - THINK BULLARD**

[sales@gordonbullard.com](mailto:sales@gordonbullard.com) / [www.bullardbollards.com](http://www.bullardbollards.com) / 1-877-964-4646

991 South Gull Lake Dr Richland, MI 49083 USA



## ASTM CRASH RATINGS EXPLAINED

ASTM crash ratings (ASTM F2656) are a U.S. standard used to classify the performance of vehicle security barriers based on their ability to stop a 15,000 lb (6,800 kg) truck at defined impact speeds. The rating combines impact speed—M30 (30 mph), M40 (40 mph), or M50 (50 mph)—with a penetration level (P1, P2, P3), indicating how far the vehicle travels past the barrier after impact, providing a clear benchmark for selecting appropriate protection against specific vehicle-borne threats.

### THE RATING CATEGORIES BREAK DOWN AS FOLLOWS:

#### **SC** (SC) Small Passenger Car

- Vehicle weight: 2,430 lbs
- Speed ratings: SC40 (40 mph), SC50 (50 mph), SC60 (60 mph)
- Use case: Low-mass vehicle threats; urban or light-security environments

#### **PU** (PU) Pickup Truck

- Vehicle weight: 5,070 lbs
- Speed ratings: PU40 (40 mph), PU50 (50 mph), PU60 (60 mph)
- Use case: Mid-range threats; commercial zones, parking perimeters

#### **M** (M) Medium-Duty Truck

- Vehicle weight: 15,000 lbs
- Speed ratings: M30 (30 mph), M40 (40 mph), M50 (50 mph)
- Use case: Elevated risk scenarios; logistics hubs, public infrastructure



Due to the dynamic nature of lighting products and the associated technologies, luminaire data on all specification sheets is subject to change at the discretion of Gordon Bullard LLC and associated companies.


**THINK BOLLARD - THINK BULLARD**

[sales@gordonbullard.com](mailto:sales@gordonbullard.com) / [www.bullardbollards.com](http://www.bullardbollards.com) / 1-877-964-4646

991 South Gull Lake Dr Richland, MI 49083 USA

## FOUNDATION OPTIONS EXPLAINED

Understanding foundation type and depth is critical to ensure the bollard performs as designed under impact. Improper installation can significantly reduce crash-rating effectiveness and compromise site safety.



### Deep Foundation

- **Excavation:** 30" (762 mm) depth
- **Reinforcement:** Rebar cage (#5 / #8)
- **Installation:** Bollard embedded and fully encased in concrete
- **Function:** Transfers impact load into deep concrete mass



Due to the dynamic nature of lighting products and the associated technologies, luminaire data on all specification sheets is subject to change at the discretion of Gordon Bullard LLC and associated companies.

**THINK BOLLARD - THINK BULLARD**

**[sales@gordonbullard.com](mailto:sales@gordonbullard.com) / [www.bullardbollards.com](http://www.bullardbollards.com) / 1-877-964-4646**

**991 South Gull Lake Dr Richland, MI 49083 USA**